

CUCAMONGA VALLEY WATER DISTRICT BOARD OF DIRECTORS MEETING AGENDA

July 11, 2023 – 5:00 p.m.
District Office, Board Room
10440 Ashford Street; Rancho Cucamonga, California

OUR MISSION

The mission of the Cucamonga Valley Water District is to provide high quality, safe and reliable water and wastewater services, while practicing good stewardship of natural and financial resources.

1. CALL TO ORDER / FLAG SALUTE

2. ADDITIONS/DELETIONS TO AGENDA

3. PUBLIC COMMENT

*Members of the public may comment on any item **not listed** on the agenda. For items listed on the agenda, comments may be provided during Public Comment or at the time the item is addressed by the Board. Comments related to noticed public hearing items will be heard at the time the public hearing is conducted. Speakers are requested to keep their comments to no more than five (5) minutes. The President may reduce the time to not less than three (3) minutes depending upon the number of speakers wishing to address the Board. Under the provisions of the Brown Act, the Board is prohibited from taking action on items not listed on the agenda.*

4. PRESENTATIONS

A) Weather Modification in the Santa Ana River Watershed

Jeff Mosher, General
Manager, SAWPA

5. GENERAL MANAGER/CEO REPORTS

A) District Updates

John Bosler, General
Manager/CEO

6. CONSENT CALENDAR

All matters listed under the Consent Calendar are considered routine and will be enacted by one vote. There will be no separate discussion of these items unless members of the Board request specific items be removed for separate action.

A) Approve Minutes of the June 27, 2023 Regular Board Meeting.

B) Approve Board Calendar of Events.

C) Receive and File REVISED April 2023 Water Production Report.

D) Receive and File May 2023 Water Production Report.

7. PURCHASE ORDERS FOR WATER TREATMENT CHEMICALS
APPROVE THE FOLLOWING PURCHASE ORDERS FOR FISCAL YEAR 2024,
QUARTER 1:
- CALIFORNIA WATER TECHNOLOGIES IN THE AMOUNT OF \$181,800
 - UNIVAR SOLUTIONS, INC. IN THE AMOUNT OF \$140,500
 - NORTHSTAR CHEMICAL IN THE AMOUNT OF \$109,204
 - POLYDYNE, INC. IN THE AMOUNT OF \$129,400

Mike Maestas,
Operations Manager
(Water Treatment
Plant)

8. BOARD COMMITTEE REPORT

A) June 20, 2023 Water Resources Committee

9. BOARD MEMBER REPORTS

10. ADJOURN

In compliance with the Americans with Disabilities Act, if you need special assistance to participate in this meeting, please contact the Board Secretary (909) 987-2591, 48 hours prior to the scheduled meeting so that the District can make reasonable arrangements.

Pursuant to Government Code Section 54957.5, any writing that: (1) is a public record; (2) relates to an agenda item for an open session of a regular meeting of the Board of Directors; and (3) is distributed less than 72 hours prior to that meeting, will be made available for public inspection at the time the writing is distributed to the Board of Directors. Any such writing will be available for public inspection at the District offices located at 10440 Ashford Street, Rancho Cucamonga, CA 91729. In addition, such writing may also be posted on the District's web site.

**MINUTES OF A REGULAR MEETING OF THE
CUCAMONGA VALLEY WATER DISTRICT
BOARD OF DIRECTORS
June 27, 2023**

A regular meeting of the Cucamonga Valley Water District Board of Directors was called to order at 5:00 p.m. by President Reed. He led the Pledge of Allegiance.

Legal Counsel Jeff Ferre announced that Director Kenley is attending remotely and therefore all actions will require a Roll Call Vote. Director Kenley confirmed that the agenda was posted at his location 72 hours in advance, in accordance with the Brown Act. He also reported that there were no members of the public in attendance at his location.

In Attendance:

Board Randall James Reed, President
 Mark Gibboney, Vice President
 James V. Curatalo, Jr., Director
 Kevin Kenley, Director (*via teleconference*)
 Jimmie Moffatt, Director

Staff John Bosler, General Manager/CEO
 Jeff Ferre, BB&K, Legal Counsel

Frank Chu, Information Technology Manager
Cindy Cisneros, Executive Services Administrator/District Clerk
Amanda Coker, Engineering Manager
Eduardo Espinoza, Assistant General Manager
Jennifer Fillinger, Accounting Supervisor
Eric Grubb, Government & Public Affairs Manager
Rob Hills, Director of Operations
Jacob Johnson, Operations Manager (Production)
Robert Kalarsarinis, Customer Service Manager
Robert Kozcko, Operations Manager (Construction & Maintenance)
Mike Maestas, Operations Manager (Treatment)
Erin Morales, Government & Public Affairs Supervisor
Gull Nawaz, Associate Engineer
Angelo Orioli, Customer Service Supervisor
Roberta Perez, Director of Human Resources/Risk Management
Tuan Truong, Engineering Manager

Guests None

ADDITIONS/DELETIONS TO THE AGENDA

None.

ADDITIONS/
DELETIONS

PUBLIC COMMENT

None.

PUBLIC COMMENT

GENERAL MANAGER/CEO REPORTS

A) District Updates

Mr. John Bosler, General Manager/CEO reported the following:

- There is a copy of the IEUA Board Meeting Agenda and Service Beyond Expectation Moments in the agenda packet.
- District offices will be closed on Tuesday, July 4, in observance of the holiday.

GENERAL
MANAGER/CEO
REPORTS

CONSENT CALENDAR

- A) Approve Minutes of the June 13, 2023 Regular Board Meeting.
- B) Approve Board Calendar of Events.
- C) Receive and File the Cash and Investment Report for month ending May 31, 2023.
- D) Receive and File the Financial Results Report for month ending April 30, 2023.
- E) Approve Cash Disbursements for the month ending May 31, 2023.
- F) Receive and File the June 2023 Government & Public Affairs Report.

CONSENT
CALENDAR

PASSED 5-0

On a motion by Director Curatalo, and seconded by Vice President Gibboney to approve the Consent Calendar items as submitted by **Roll Call Vote:**

Ayes: Kenley, Curatalo, Moffatt, Gibboney, Reed

Noes: None

Abstain: None

Absent: None

Passed 5-0.

GROUNDS MAINTENANCE CONTRACT – SCHEDULES A & C

Mr. Jacob Johnson presented the proposed contract to Lawnscape Systems for Schedules A and C.

GROUNDS
MAINTENANCE
CONTRACT

On a motion by Director Moffatt, and seconded by Vice President Gibboney to approve the award of contract to Lawnscape Systems, Inc. in the amount of \$198,156 for grounds maintenance services for the District's Landscape Schedules A and C as submitted by **Roll Call Vote:**

Ayes: Kenley, Curatalo, Moffatt, Gibboney, Reed

Noes: None

Abstain: None

Absent: None

Passed 5-0.

PASSED 5-0

MAIN CAMPUS LOT C IMPROVEMENTS PROJECT CONTRACT

Mr. Robert Koczko presented the proposed contract to Mehas Construction for the campus Lot C improvements and requested the board concurrently approve a budget transfer of \$197,400 to fund this contract.

MAIN CAMPUS LOT
C IMPROVEMENTS
CONTRACT

PASSED 5-0

On a motion by Vice President Gibboney, and seconded by Director Curatalo to approve a budget transfer in the amount of \$197,400 to CP23019 and the award of contract to Mehas Construction, Inc. in the amount of \$459,878.98 for construction of CP23019 – Main Campus Lot C Improvements as submitted by **Roll Call Vote:**

Ayes: Kenley, Curatalo, Moffatt, Gibboney, Reed

Noes: None

Abstain: None

Absent: None

Passed 5-0.

ASPHALT & CONCRETE REPAIR SERVICES CONTRACT

Mr. Robert Koczko presented the proposed contract.

ASPHALT &
CONCRETE REPAIR
SERVICES
CONTRACT

On a motion by Director Curatalo, and seconded by Director Moffatt to approve the award of contract to GM Sager Construction, Inc. in the amount of \$300,000 for annual asphalt and concrete repair services for FY 2024 as submitted by a **Roll Call Vote:**

PASSED 5-0

Ayes: Kenley, Curatalo, Moffatt, Gibboney, Reed

Noes: None

Abstain: None

Absent: None

Passed 5-0.

BOARD COMMITTEE REPORT

A) June 7, 2023 Finance Committee

President Reed reported the notes accurately reflect what occurred at the meeting.

COMMITTEE
REPORTS

BOARD MEMBER REPORTS

Director Kenley

- None

Director Moffatt

- None

Director Curatalo

- None

Vice President Gibboney

- Last Saturday, he attended, along with President Reed, the Fontana Chamber of Commerce Gala.

President Reed

- None

BOARD MEMBER
REPORTS

At 5:16 p.m. President Reed announced that after a recess the public hearing scheduled for 6:00 p.m. would be held.

RECESS
5:16 pm

PUBLIC HEARING – 6:00 P.M.

PUBLIC HEARING

The meeting reconvened at 6:00 p.m. at which time President Reed announced that this is the time for the public hearing on proposed Ordinance No. 2023-6-1 establishing rates and charges for sewer services. He called upon staff to provide a presentation.

Mr. Chad Brantley provided a PowerPoint presentation of the description of the proposed ordinance and the rate analysis which substantiate the need for the changes.

Mr. Jeff Ferre announced that the requirements of Proposition 218 are being followed for this meeting:

- The date and time of the hearing is not less than 45 days after the mailing of the notice of hearing
- The notice was mailed to each record owner and/or customer of record who is subject to the proposed rates
- Written testimony is required if you wish to protest the proposed rates, oral testimony is not required and cannot be counted
- Anyone wishing to submit a protest can do so before the public hearing closes
- The Board will consider all protests
- If a majority of owners present written protests, the Board may not impose the rate
- If there is not a majority of owners who presented protests, the Board may impose the rate

President Reed opened the Public Comment portion of the Public Hearing. There were no members of the public present and no public comments received.

President Reed provided opportunity for those present to submit or withdraw a written protest before closing the Public Hearing at 6:16 p.m. and announced a recess to tabulate the protests.

Mr. John Bosler announced that a majority of owners of the identified parcels for sewer service would equal 18,771 and that written protests were submitted by two owners. Therefore a majority protest does not exist and the Board may proceed to the second part of this item to consider the proposed ordinance.

ORDINANCE NO. 2023-6-1 ADJUSTING SEWER RATES AND IEUA PASS-THROUGH RATES

ORDINANCE NO.
2023-6-1 ADJUSTING
SEWER RATES

Discussion ensued among the Board, Mr. Bosler and Mr. Brantley regarding the proposed sewer rates.

PASSED 5-0

In response to Director Kenley's inquiry, Mr. Brantley advised that the proposed \$0.46 cent monthly increase represented an 8 % increase. Mr. Brantley further advised that the analysis provided to Board included the necessary CIP projects that are scheduled over the next five years.

President Reed advised that the CVWD Board is considering an increase of \$0.46 cents per month, even with the proposed increase CVWD sewer rates will be still at half of the costs than neighboring agencies. It's imperative we raise our sewer rates to ensure that our reserves are not depleted order to maintain upcoming capital improvements. IEUA's pass through rates, which are outside of our control will be increased by \$1.53.

Director Curatalo inquired and Mr. Bradley advised that it has been ten years since our District raised our sewer rates. Director Curatalo further stated that we have never been in the practice of deferred maintenance and a system that is not maintained will have failures which are costly. CVWD has always provided an excellent level of service that must remain in effect. He is in complete support of the proposed \$0.46 cent increase.

On a motion by Director Moffatt, and seconded by Vice President Gibboney to adopt Ordinance No. 2023-6-1 to impellent adjustments to the CVWD local sewer rate series and the IEUA sewer treatment pass-through charge for Fiscal Years 2024-2028 as submitted by a **Roll Call Vote**:

Ayes: Curatalo, Moffatt, Gibboney, Reed

Noes: Kenley

Abstain: None

Absent: None

Passed 4-1-0-0.

ADJOURNMENT


There being no further business to come before the Board, President Reed adjourned the meeting at 6:24 p.m.

ADJOURNED
AT 6:24 p.m.

John Bosler
Secretary/General Manager

ATTEST:

Randall James Reed
President



Service Beyond Expectation

BOARD OF DIRECTORS CALENDAR OF EVENTS

DATE OF EVENT 2023	EVENT DETAILS	CURATALO	GIBBONEY	KENLEY	MOFFATT	REED	BOSLER*
July 7	RC Chamber Board Installation Dinner Rancho Cucamonga, CA	No	Yes Appr June 27	Yes Appr June 27	No	Yes Appr July 11	No
July 8	ASM Rodriguez Open House Chino, CA			Yes Appr June 27			
July 10	ASBCSD Board Meeting Virtual					Yes Appr July 11	
July 13	CBWM Appropriative Pool Meetings Virtual	Yes Appr June 13	Yes Appr June 13	Yes Appr June 13	Yes Appr June 13	Yes Appr June 13	Yes
July 13	CVWD Booth @ RC Concert in the Park Rancho Cucamonga, CA						
July 17	ASBCSD Monthly Dinner Meeting Hesperia, CA					Yes Appr June 13	
July 19	IEUA Board Meeting Virtual	Yes Appr June 13	Yes Appr June 13	Yes Appr June 13	Yes Appr June 13	Yes Appr June 13	Yes

* For scheduling and Board information purposes only
 (Please note all Committee and Board Meetings are not listed on the Calendar of Events)

BOARD OF DIRECTORS CALENDAR OF EVENTS

Page 2 of 5
(Last Revised 07-05-23)

DATE OF EVENT 2023	EVENT DETAILS	CURATALO	GIBBONEY	KENLEY	MOFFATT	REED	BOSLER*
July 19	ACWA Candidates' Town Hall Virtual						
July 19	CVWD Booth @ RC Quakes Rancho Cucamonga, CA						
July 20	CBWM Advisory Committee Meeting Virtual	Yes Appr June 13	Yes Appr June 13	Yes Appr June 13	Yes Appr June 13	Yes Appr June 13	Yes
July 20	CVWD Landscape Workshop Rancho Cucamonga, CA						
July 26	Chino Basin Water Bank Board Meeting TBD			Yes Appr July 11			
July 27	CBWM Board Meeting Virtual	Yes Appr June 13	Yes Appr June 13	Yes Appr June 13	Yes Appr June 13	Yes Appr June 13	Yes
July 27	IEUA Technical Committee Meeting Virtual			Yes Appr June 13		Yes Appr June 13	Yes


* For scheduling and Board information purposes only
(Please note all Committee and Board Meetings are not listed on the Calendar of Events)

BOARD OF DIRECTORS CALENDAR OF EVENTS

Page 3 of 5
(Last Revised 07-05-23)

DATE OF EVENT 2023	EVENT DETAILS	CURATALO	GIBBONEY	KENLEY	MOFFATT	REED	BOSLER*
July 27	CalDesal Regulatory Committee Virtual			Yes Appr June 13			
August 2	IEUA Board Meeting Virtual	Yes Appr July 11	Yes Appr July 11	Yes Appr July 11	Yes Appr July 11	Yes Appr July 11	Yes
August 3	IEUA Regional Policy Committee Meeting Virtual			Yes Appr July 11		Yes Appr July 11	
August 4	CBWM Court Call Virtual	Yes Appr July 11	Yes Appr July 11	Yes Appr July 11	Yes Appr July 11	Yes Appr July 11	Yes
August 10	CBWM Appropriative Pool Meetings Virtual	Yes Appr July 11	Yes Appr July 11	Yes Appr July 11	Yes Appr July 11	Yes Appr July 11	Yes
August 11	BIA Southern CA Water Conference Ontario, CA		Yes Appr July 11			Yes Appr July 11	
August 16	IEUA Board Meeting Virtual	Yes Appr July 11	Yes Appr July 11	Yes Appr July 11	Yes Appr July 11	Yes Appr July 11	Yes

* For scheduling and Board information purposes only
(Please note all Committee and Board Meetings are not listed on the Calendar of Events)



Service Beyond Expectation

BOARD OF DIRECTORS CALENDAR OF EVENTS

Page 4 of 5
(Last Revised 07-05-23)

DATE OF EVENT 2023	EVENT DETAILS	CURATALO	GIBBONEY	KENLEY	MOFFATT	REED	BOSLER*
August 16	Tour with RC Councilmember Rancho Cucamonga, CA				Yes Appr July 11	Yes Appr July 11	Yes
August 17	CBWM Advisory Committee Meeting Virtual	Yes Appr July 11	Yes Appr July 11	Yes Appr July 11	Yes Appr July 11	Yes Appr July 11	Yes
August 21	ASBCSD Dinner Meeting TBD					Yes Appr July 11	
August 24	CBWM Board Meeting Virtual	Yes Appr July 11	Yes Appr July 11	Yes Appr July 11	Yes Appr July 11	Yes Appr July 11	Yes
August 24	CalDesal Regulatory Committee Meeting Virtual			Yes Appr July 11			
Aug 28-31	CSDA Annual Conference Monterey, CA	No	Yes Appr July 11	No	No		No
August 30	ACWA Energy Committee Meeting Virtual					Yes Appr July 11	

* For scheduling and Board information purposes only
(Please note all Committee and Board Meetings are not listed on the Calendar of Events)

BOARD OF DIRECTORS CALENDAR OF EVENTS

Page 5 of 5
(Last Revised 07-05-23)

DATE OF EVENT 2023	EVENT DETAILS	CURATALO	GIBBONEY	KENLEY	MOFFATT	REED	BOSLER*
August 31	IEUA Regional Technical Committee Virtual			Yes Appr July 11		Yes Appr July 11	Yes

POST EVENT APPROVAL (BOARD CALENDAR OF EVENTS)

DATE OF EVENT 2023	EVENT DETAILS	CURATALO	GIBBONEY	KENLEY	MOFFATT	REED	BOSLER*
June 28	Chino Basin Water Bank Board Meeting Ontario, CA				Yes Appr July 11		
June 29	CBWM Appropriative Pool Closed Session Virtual	Yes Appr July 11	No	No			

UPCOMING DISTRICT & COMMUNITY EVENTS

08/28 to 08/31/23 CSDA Annual Conference, Monterey
 09/04/2023 Office Closed for Labor Day
 10/22 to 10/25/23 CSDA Special District Leadership Academy, Santa Rosa
 11/09/23 Office Closed in observance of Veterans Day
 11/23/23 Office Closed for Thanksgiving
 11/28 to 11/30/23 ACWA Fall Conference, Indian Wells

* For scheduling and Board information purposes only
 (Please note all Committee and Board Meetings are not listed on the Calendar of Events)

CUCAMONGA VALLEY WATER DISTRICT

APRIL 2023 (REVISED)

MONTHLY WATER PRODUCTION REPORT



Cucamonga Valley Water District
10440 Ashford Street
Rancho Cucamonga, CA 91730

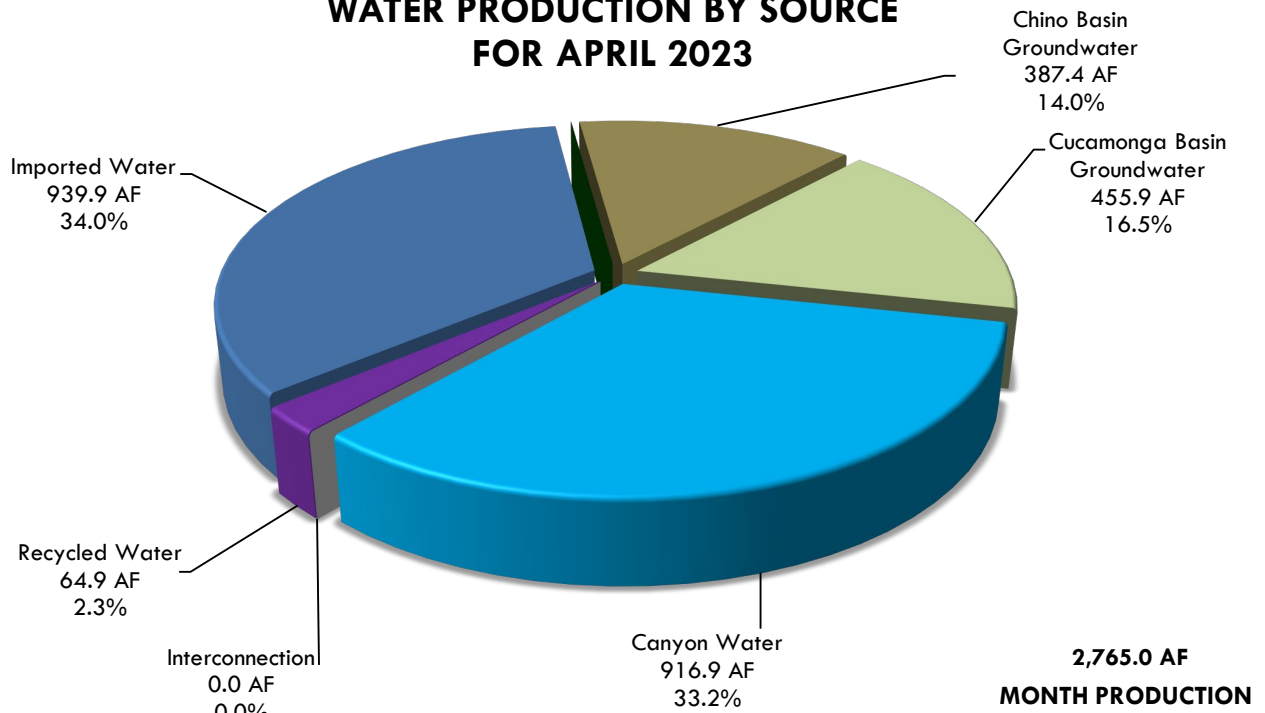
Prepared by
Jacob Johnson

TABLE OF CONTENTS

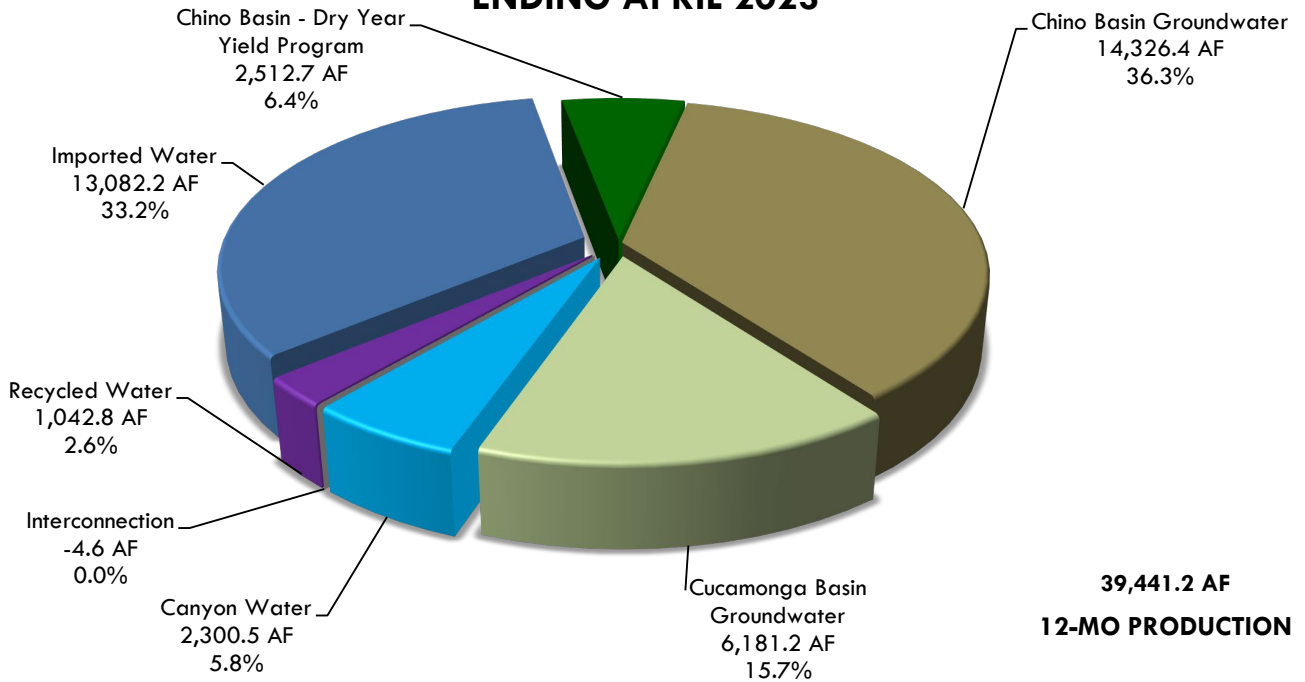
MONTHLY WATER PRODUCTION BY SOURCE SUMMARY	1
MONTHLY WATER PRODUCTION BY SOURCE	2
IMPORTED WATER PRODUCTION	3
CUCAMONGA BASIN WELL PRODUCTION	4
CHINO BASIN WELL PRODUCTION	5
CANYON WATER PRODUCTION	6
RECYCLED WATER PRODUCTION	7
RAINFALL SUMMARY	8

**CUCAMONGA VALLEY WATER DISTRICT
MONTHLY WATER PRODUCTION REPORT
FOR APRIL 2023**

**WATER PRODUCTION BY SOURCE
FOR APRIL 2023**

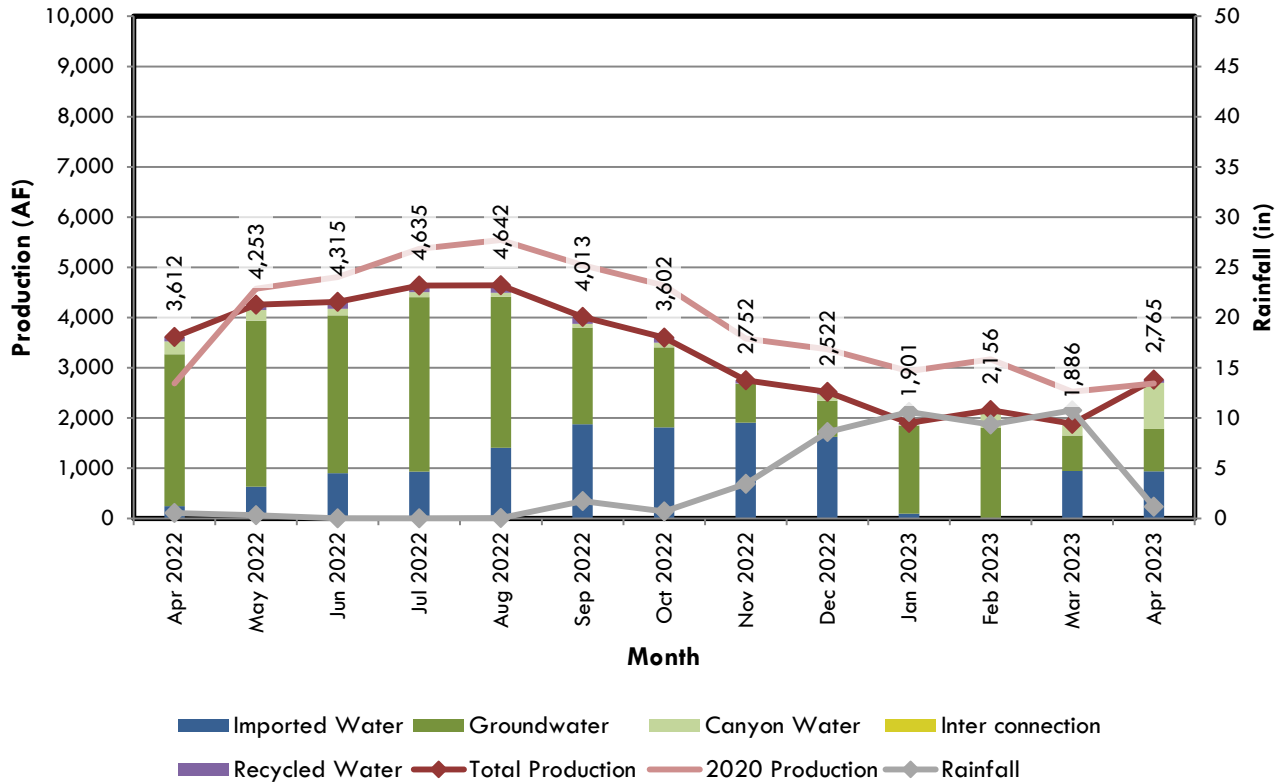


**12 MONTH WATER PRODUCTION BY SOURCE
ENDING APRIL 2023**



**CUCAMONGA VALLEY WATER DISTRICT
MONTHLY WATER PRODUCTION REPORT
FOR APRIL 2023**

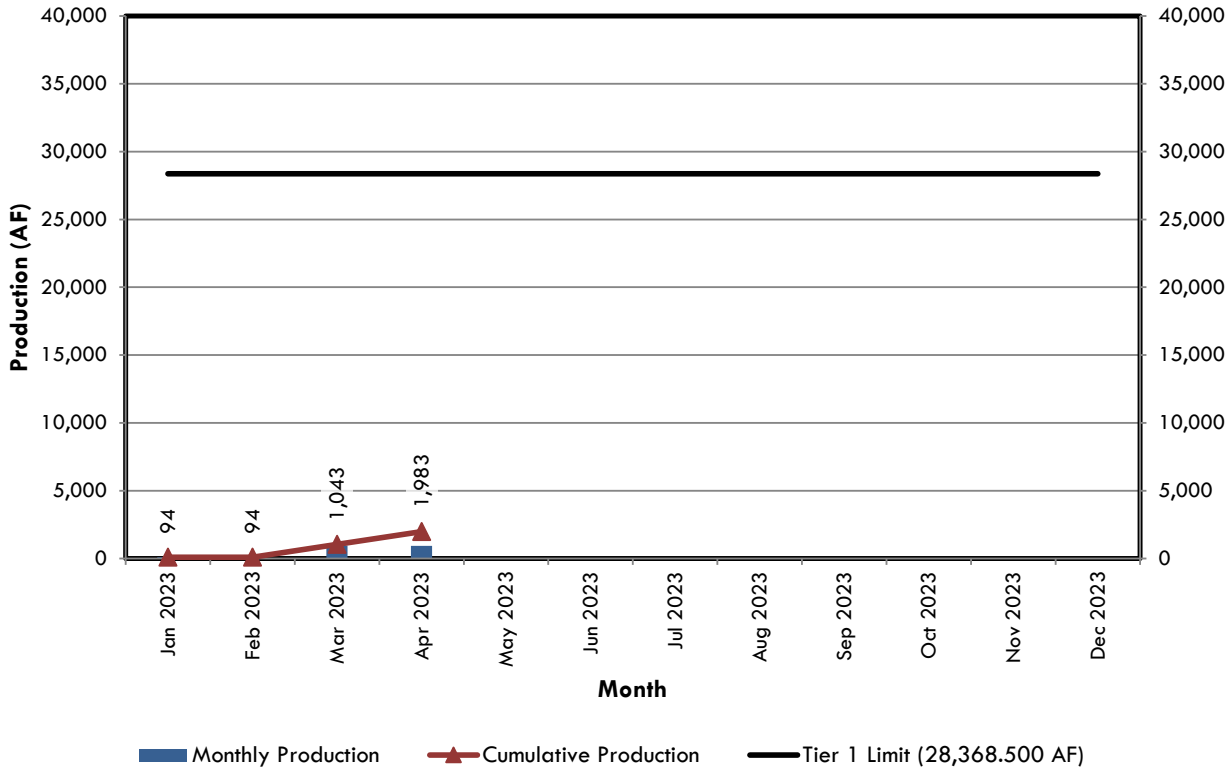
MONTHLY WATER PRODUCTION BY SOURCE



Source	Water Production (AF)				Previous Year
	Apr 2023	12-mo	YTD	FYTD	Apr 2022
Groundwater					
Chino Basin Wells	387.350	16,839.110	3,279.780	11,476.500	2,483.200
Cucamonga Basin Wells	455.890	6,181.190	1,816.410	5,097.350	543.220
	843.240	23,020.300	5,096.190	16,573.850	3,026.420
Canyon Water					
Cucamonga Canyon (AHBWTP)	145.401	463.583	282.798	362.007	92.928
Deer Canyon (Res 8B)	0.000	0.000	0.000	0.000	0.000
Day & East Canyon (LWMWTP)	771.500	1,836.946	1,179.950	1,595.170	158.771
Subtotal	916.901	2,300.529	1,462.748	1,957.177	251.699
Imported Water					
CB7 (RNWTP)	0.000	94.664	0.000	0.000	27.319
CB16 (LWMWTP)	939.902	12,987.552	1,982.560	11,548.453	218.504
Subtotal	939.902	13,082.216	1,982.560	11,548.453	245.823
Interconnection (purchases/sales)	0.000	-4.626	0.000	0.000	0.000
Recycled Water	64.929	1,042.809	166.009	794.149	87.860
Total Production	2,764.972	39,441.228	8,707.507	30,873.629	3,611.802
Total Potable Production	2,700.043	38,398.419	8,541.498	30,079.480	3,523.942
Rainfall (in)	1.16	46.75	31.87	46.40	0.55

**CUCAMONGA VALLEY WATER DISTRICT
MONTHLY WATER PRODUCTION REPORT
FOR APRIL 2023**

IMPORTED WATER PRODUCTION

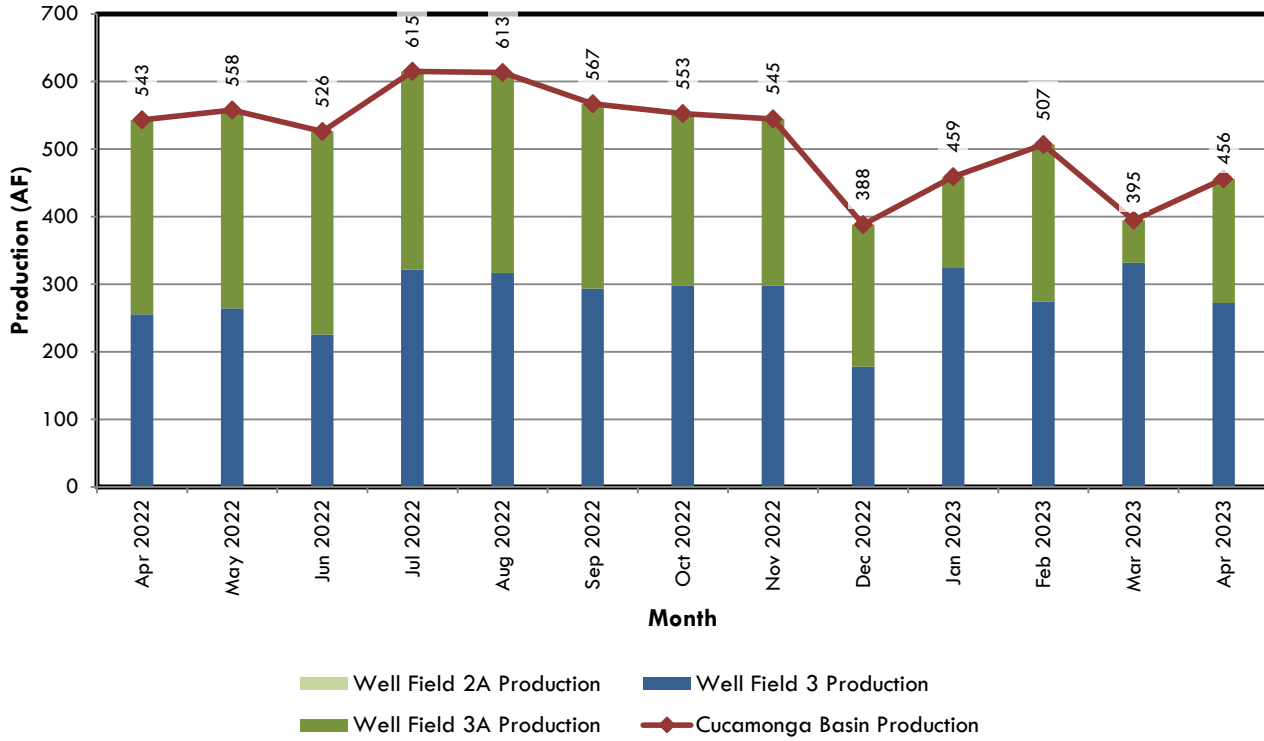


Imported Water	Water Production (AF)				Previous Year
	Apr 2023	12-mo	YTD	FYTD	Apr 2022
CB7 (RNWTP)	0.000	94.664	0.000	0.000	27.319
CB16 (LWMWTP)	939.902	12,987.552	1,982.560	11,548.453	218.504
Total Production	939.902	13,082.216	1,982.560	11,548.453	245.823

Note: MWD Tier calculation is based on calendar year which begins on January 1st

**CUCAMONGA VALLEY WATER DISTRICT
MONTHLY WATER PRODUCTION REPORT
FOR APRIL 2023**

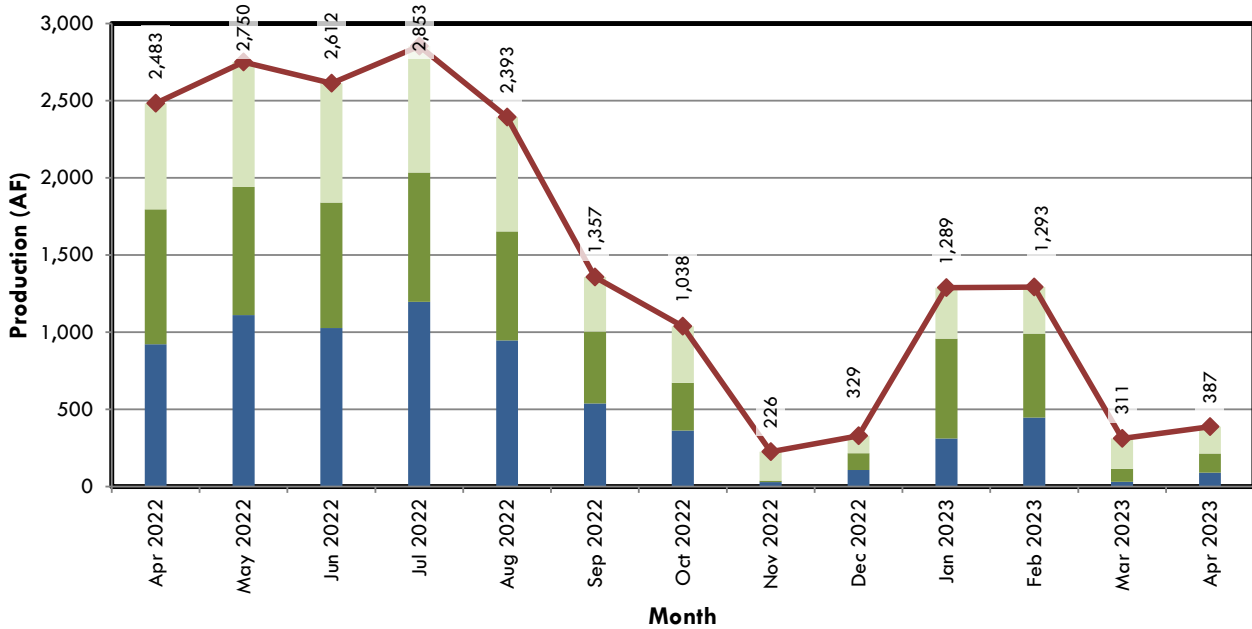
CUCAMONGA BASIN WELL WATER PRODUCTION



Well	Address	Well Field	Water Production (AF)				Static Water Depth (ft)	
			Apr 2023	12-mo	YTD	FYTD	Apr 2023	3-yr Avg
8	8587 Baseline Road	2A	0.000	0.000	0.000	0.000	NA	-230
10	7473 Alta Cuesta Drive	2A	0.000	0.000	0.000	0.000	-264	-248
11	8358 Red Hill Country Club	2A	0.000	0.000	0.000	0.000	-233	-218
12	8553 Baseline Road	2A	0.000	0.000	0.000	0.000	-288	-271
13	9598 Banyan Street	3	44.890	553.530	195.710	463.100	-470	-453
15	6497 Amethyst Avenue	3	0.000	0.000	0.000	0.000	-407	-387
16	6411 Sapphire Street	3A	0.000	0.000	0.000	0.000	-504	-484
17	6410 Hellman Avenue	3	0.080	761.310	156.110	593.330	-411	-406
19	8268 19th Street	3A	0.000	15.620	0.060	1.070	-439	-417
20	8475 La Grande Street	2A	0.000	0.000	0.000	0.000	-329	-321
21	8311 19th Street	3A	0.000	0.000	0.000	0.000	NA	NA
22	7322 Alta Cuesta Drive	2A	0.000	0.000	0.000	0.000	NA	-264
23	6611 Amethyst Avenue	3	54.120	605.500	248.160	605.500	-396	-368
24	8248 19th Street	3A	183.700	2,766.230	613.130	2,187.080	-467	-447
26	6191 Amethyst Avenue	3	0.000	0.000	0.000	0.000	NA	-422
31	9511 Highland Avenue	3	89.960	1,238.050	377.300	1,006.320	-382	-374
33	6605 Hellman Avenue	3	0.000	0.000	0.000	0.000	-378	-361
34	1799 Eastgate Avenue	3A	0.000	0.000	0.000	0.000	-373	-358
49	6191 Amethyst Avenue	3	83.140	240.950	225.940	240.950	-449	-446
Total Production/Average Depth			455.890	6,181.190	1,816.410	5,097.350	-386	-360
Well Field 2A			0.000	0.000	0.000	0.000	-279	-259
Well Field 3A			183.700	2,781.850	613.190	2,188.150	-446	-426
Well Field 3			272.190	3,399.340	1,203.220	2,909.200	-413	-402

**CUCAMONGA VALLEY WATER DISTRICT
MONTHLY WATER PRODUCTION REPORT
FOR APRIL 2023**

CHINO BASIN WELL WATER PRODUCTION

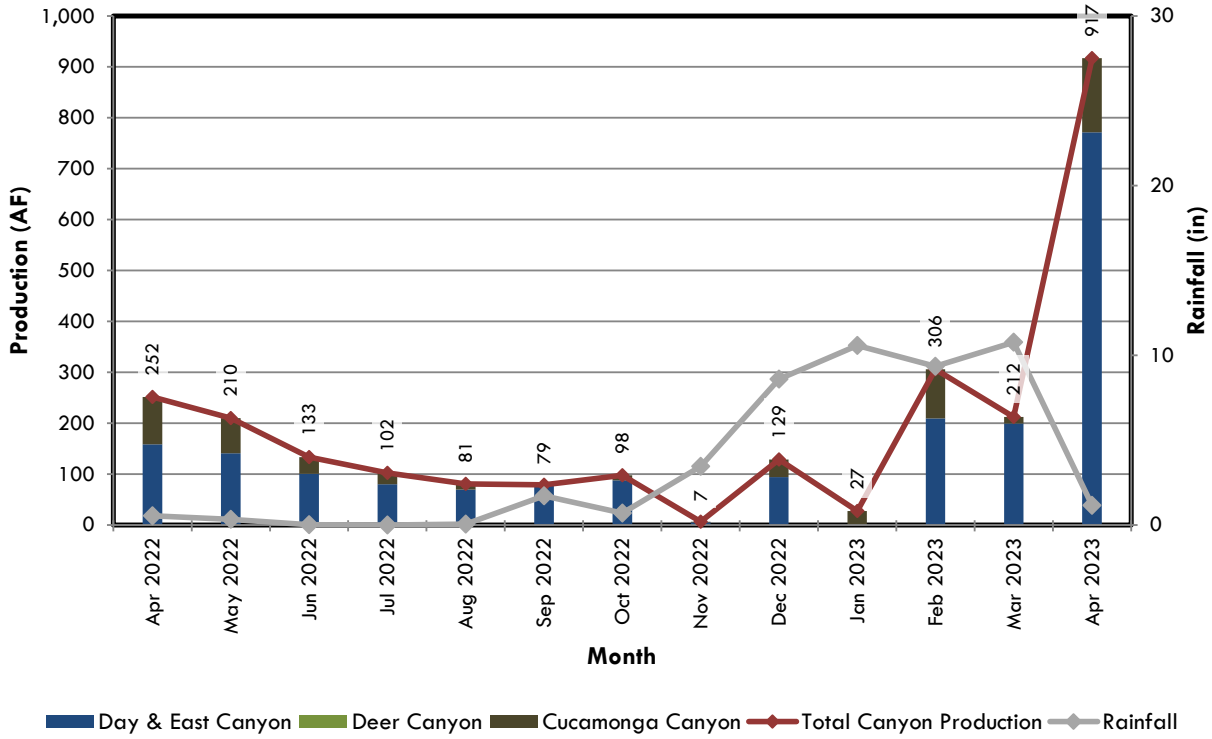


Well Field 1 Production Well Field 1B Production Well Field 1C Production Chino Basin Production

Well	Address	Well Field	Water Production (AF)				Static Water Depth (ft)	
			Apr 2023	12-mo	YTD	FYTD	Apr 2023	3-yr Avg
1	9745 7th Street	1	2.260	825.310	100.410	579.030	-431	-480
3	10085 6th Street	1	0.000	0.000	0.000	0.000	NA	-447
4	9029 Archibald Avenue	1	0.850	463.450	3.470	128.750	-444	-481
5	9085 Hermosa Avenue	1	85.600	2,102.320	592.020	1,617.030	-441	-473
30	9029 Archibald Avenue	1	0.210	1,399.820	161.400	896.180	NA	NA
38	9029 Archibald Avenue	1	0.270	1,408.690	22.330	840.100	-442	-487
39	7420 East Avenue	1C	2.100	1,534.550	94.300	964.230	-561	-599
40	7420 East Avenue	1C	0.190	760.910	1.240	398.490	-588	-598
41	7th & Cleveland	1B	16.520	1,722.360	256.170	1,071.290	-449	-473
42	7th & Cleveland	1B	83.890	1,971.070	444.100	1,289.340	-453	-477
43	13226 Foothill Boulevard	1C	169.810	2,855.170	897.310	2,206.800	-514	-518
46	13226 Foothill Boulevard	1B	24.020	1,788.090	699.660	1,477.890	-421	-460
48	7602 W. Liberty PKWY.	1C	1.630	7.370	7.370	7.370	-556	-558
Total Production/Average Depth			387.350	16,839.110	3,279.780	11,476.500	-482	-504
Well Field 1			89.190	6,199.590	879.630	4,061.090	-440	-474
Well Field 1B			124.430	5,481.520	1,399.930	3,838.520	-441	-470
Well Field 1C			173.730	5,158.000	1,000.220	3,576.890	-555	-568

**CUCAMONGA VALLEY WATER DISTRICT
MONTHLY WATER PRODUCTION REPORT
FOR APRIL 2023**

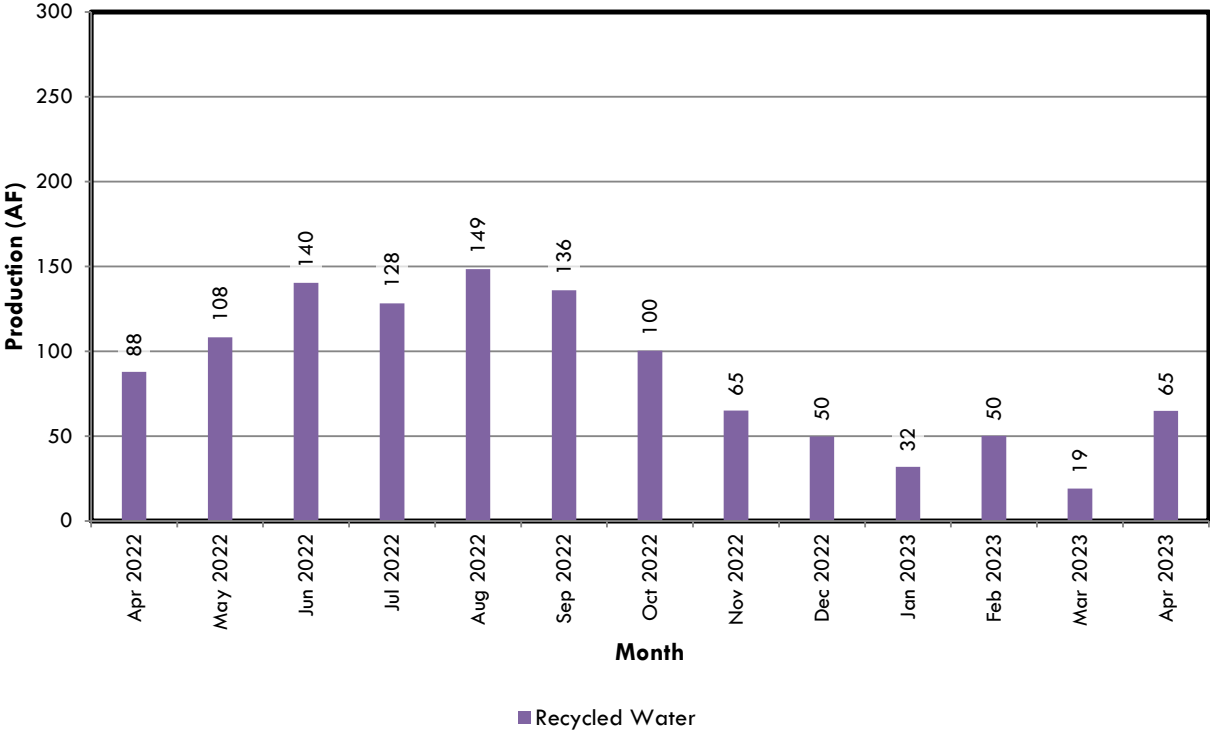
CANYON WATER PRODUCTION



Source	Water Production (AF)				Previous Year
	Apr 2023	12-mo	YTD	FYTD	Apr 2022
Cucamonga Canyon (AHBWTP)	145.401	463.583	282.798	362.007	92.928
Deer Canyon (Res 8B)	0.000	0.000	0.000	0.000	0.000
Day & East Canyon (LWMWTP)	771.500	1,836.946	1,179.950	1,595.170	158.771
	916.901	2,300.529	1,462.748	1,957.177	251.699
Rainfall (in)	1.2	46.8	31.9	46.4	0.6

**CUCAMONGA VALLEY WATER DISTRICT
MONTHLY WATER PRODUCTION REPORT
FOR APRIL 2023**

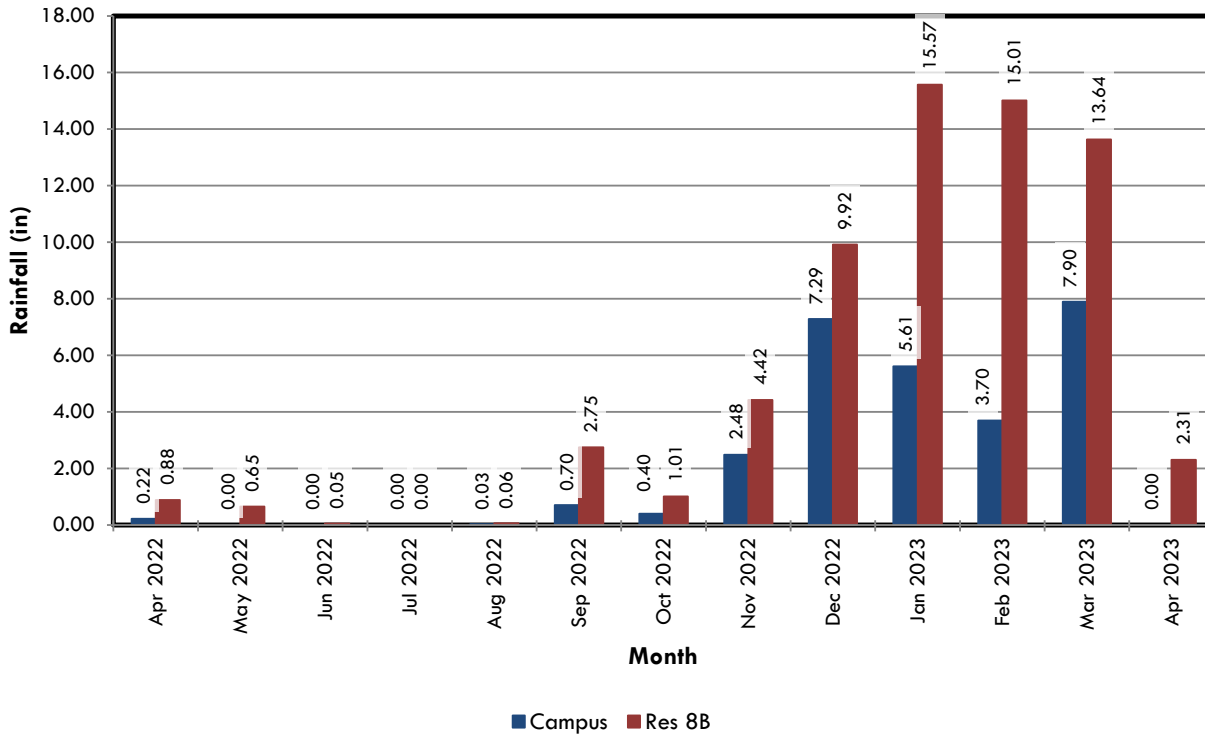
RECYCLED WATER PRODUCTION



Source	Water Production (AF)				Previous Year
	Apr 2023	12-mo	YTD	FYTD	Apr 2022
Recycled Water	64.929	1,042.809	166.009	794.149	87.860

**CUCAMONGA VALLEY WATER DISTRICT
MONTHLY WATER PRODUCTION REPORT
FOR APRIL 2023**

RAINFALL SUMMARY



Rainfall Station	Rainfall (in)				Previous Year
	Apr 2023	12-mo	YTD	FYTD	Apr 2022
District Office	0.00	28.11	17.21	28.11	0.22
Deer Canyon (Res 8B)	2.31	65.39	46.53	64.69	0.88
Average Rainfall	1.16	46.75	31.87	46.40	0.55

CUCAMONGA VALLEY WATER DISTRICT

MAY 2023

MONTHLY WATER PRODUCTION REPORT



Cucamonga Valley Water District
10440 Ashford Street
Rancho Cucamonga, CA 91730

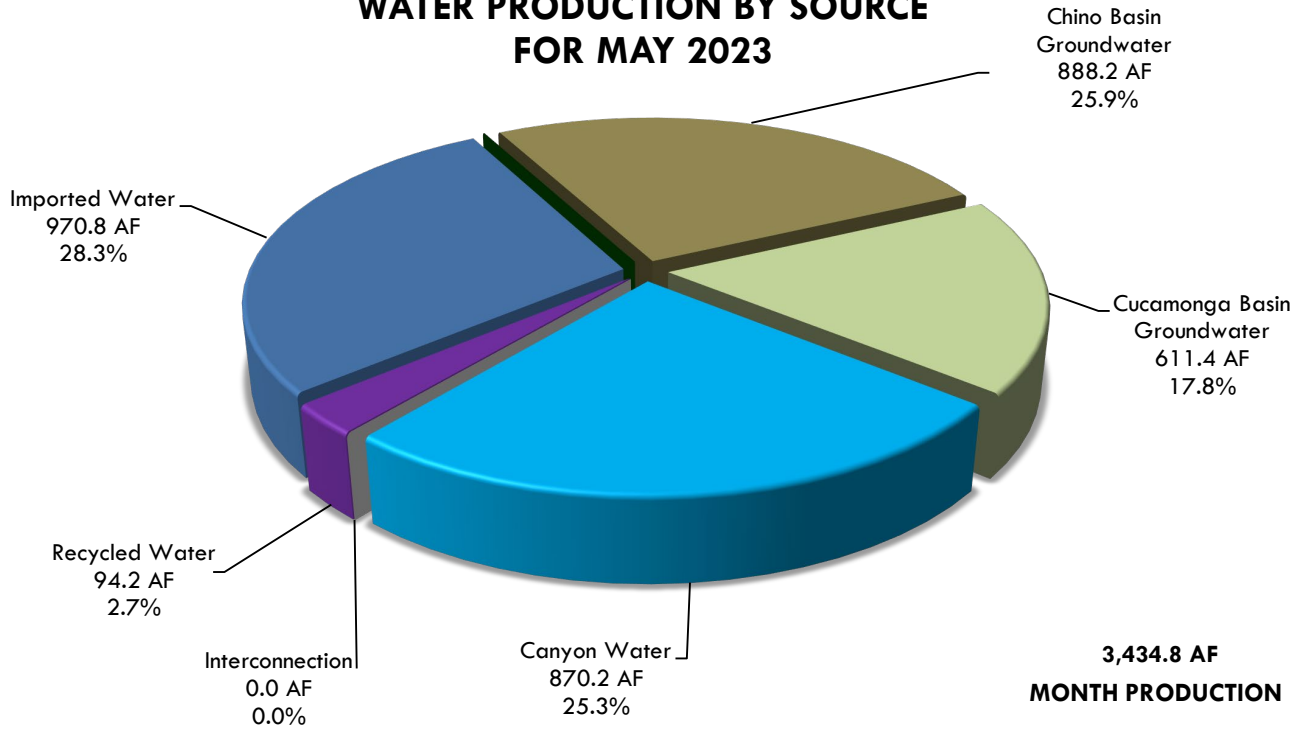
Prepared by
Jacob Johnson

TABLE OF CONTENTS

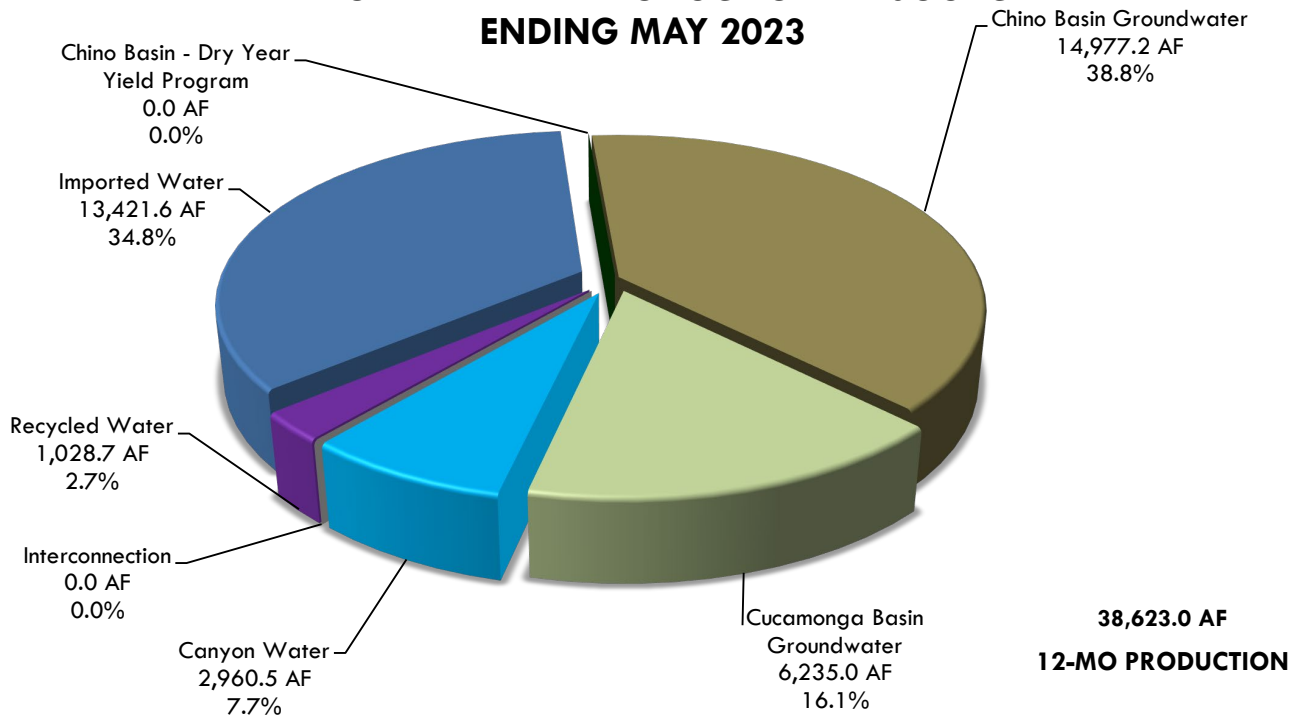
MONTHLY WATER PRODUCTION BY SOURCE SUMMARY	1
MONTHLY WATER PRODUCTION BY SOURCE	2
IMPORTED WATER PRODUCTION	3
CUCAMONGA BASIN WELL PRODUCTION	4
CHINO BASIN WELL PRODUCTION	5
CANYON WATER PRODUCTION	6
RECYCLED WATER PRODUCTION	7
RAINFALL SUMMARY	8

**CUCAMONGA VALLEY WATER DISTRICT
MONTHLY WATER PRODUCTION REPORT
FOR MAY 2023**

**WATER PRODUCTION BY SOURCE
FOR MAY 2023**

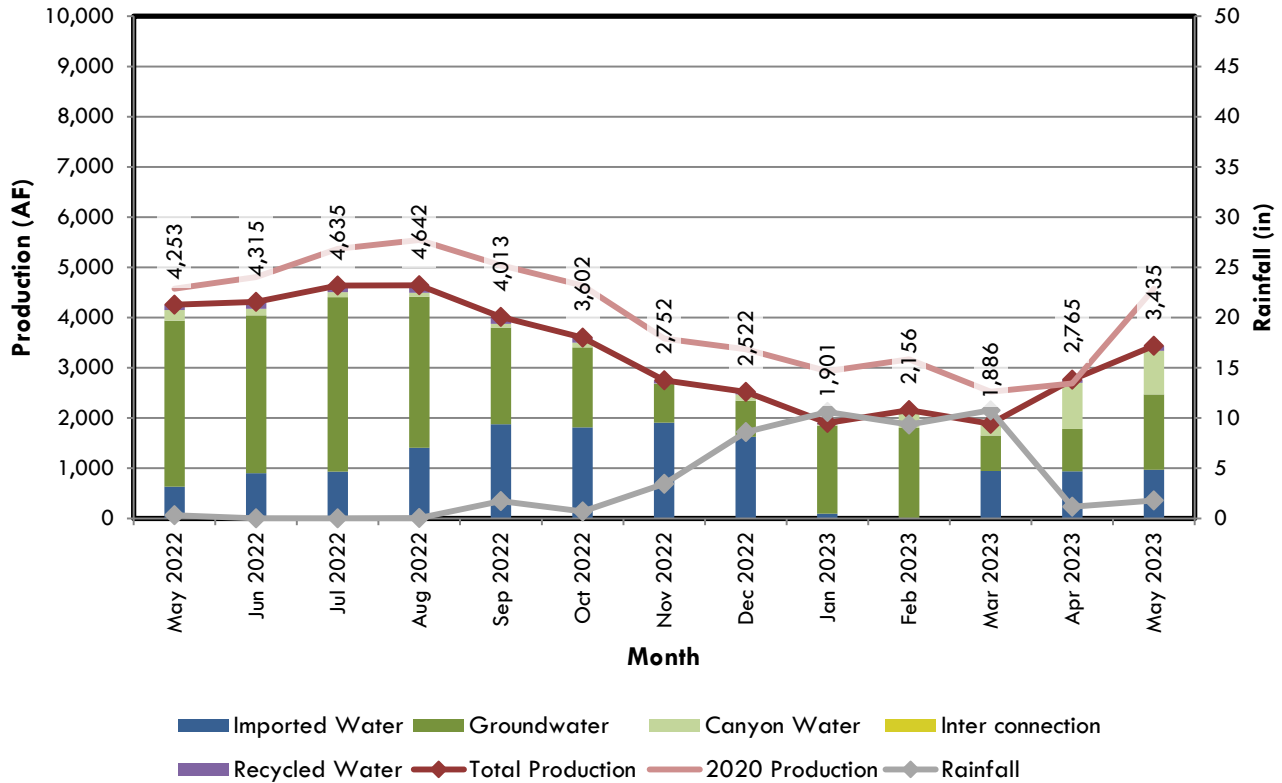


**12 MONTH WATER PRODUCTION BY SOURCE
ENDING MAY 2023**



**CUCAMONGA VALLEY WATER DISTRICT
MONTHLY WATER PRODUCTION REPORT
FOR MAY 2023**

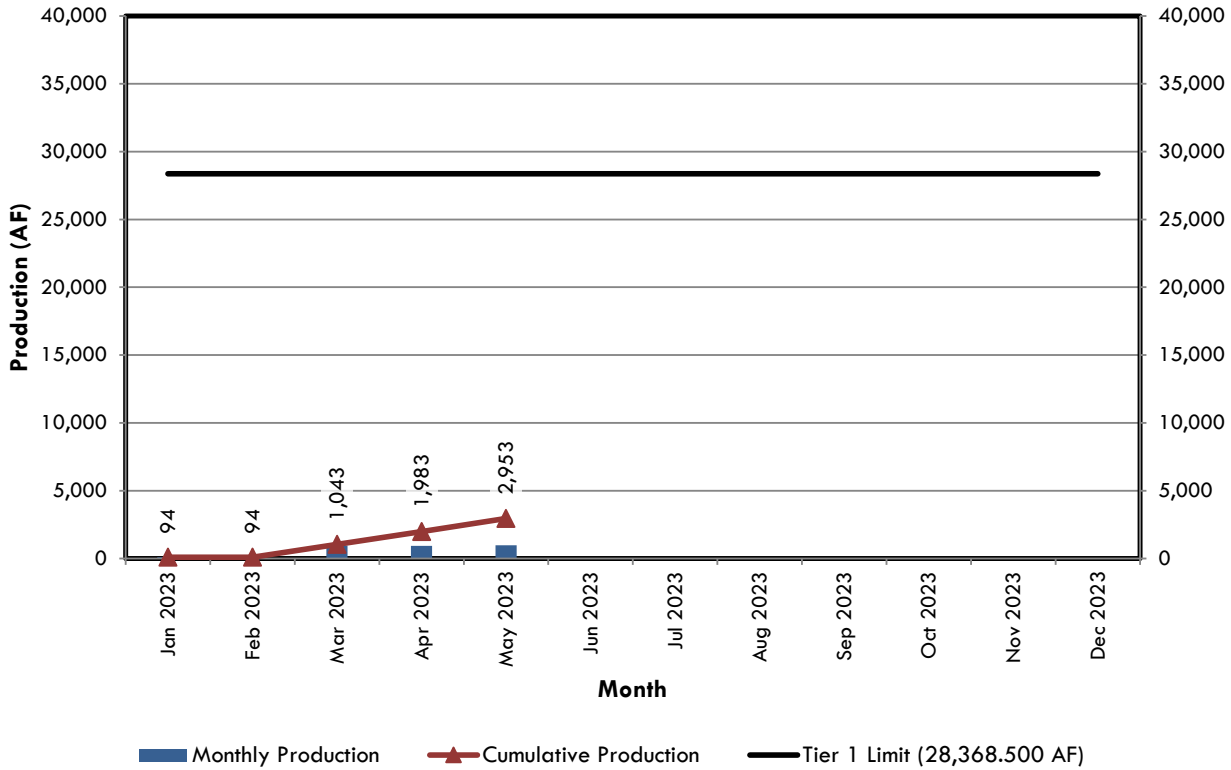
MONTHLY WATER PRODUCTION BY SOURCE



Source	Water Production (AF)				Previous Year
	May 2023	12-mo	YTD	FYTD	May 2022
Groundwater					
Chino Basin Wells	888.190	14,977.170	4,167.970	12,364.690	2,750.130
Cucamonga Basin Wells	611.400	6,234.960	2,427.810	5,708.750	557.630
	1,499.590	21,212.130	6,595.780	18,073.440	3,307.760
Canyon Water					
Cucamonga Canyon (AHBWTP)	164.831	559.179	447.629	526.838	69.235
Deer Canyon (Res 8B)	0.000	0.000	0.000	0.000	0.000
Day & East Canyon (LWMWTP)	705.410	2,401.350	1,885.360	2,300.580	141.006
Subtotal	870.241	2,960.529	2,332.989	2,827.418	210.241
Imported Water					
CB7 (RNWTP)	0.000	0.000	0.000	0.000	94.664
CB16 (LWMWTP)	970.751	13,421.640	2,953.311	12,519.204	536.663
Subtotal	970.751	13,421.640	2,953.311	12,519.204	631.327
Interconnection (purchases/sales)	0.000	0.000	0.000	0.000	-4.626
Recycled Water	94.210	1,028.679	260.219	888.359	108.340
Total Production	3,434.792	38,622.978	12,142.299	34,308.421	4,253.042
Total Potable Production	3,340.582	37,594.299	11,882.080	33,420.062	4,144.702
Rainfall (in)	1.80	48.22	33.67	48.20	0.33

**CUCAMONGA VALLEY WATER DISTRICT
MONTHLY WATER PRODUCTION REPORT
FOR MAY 2023**

IMPORTED WATER PRODUCTION

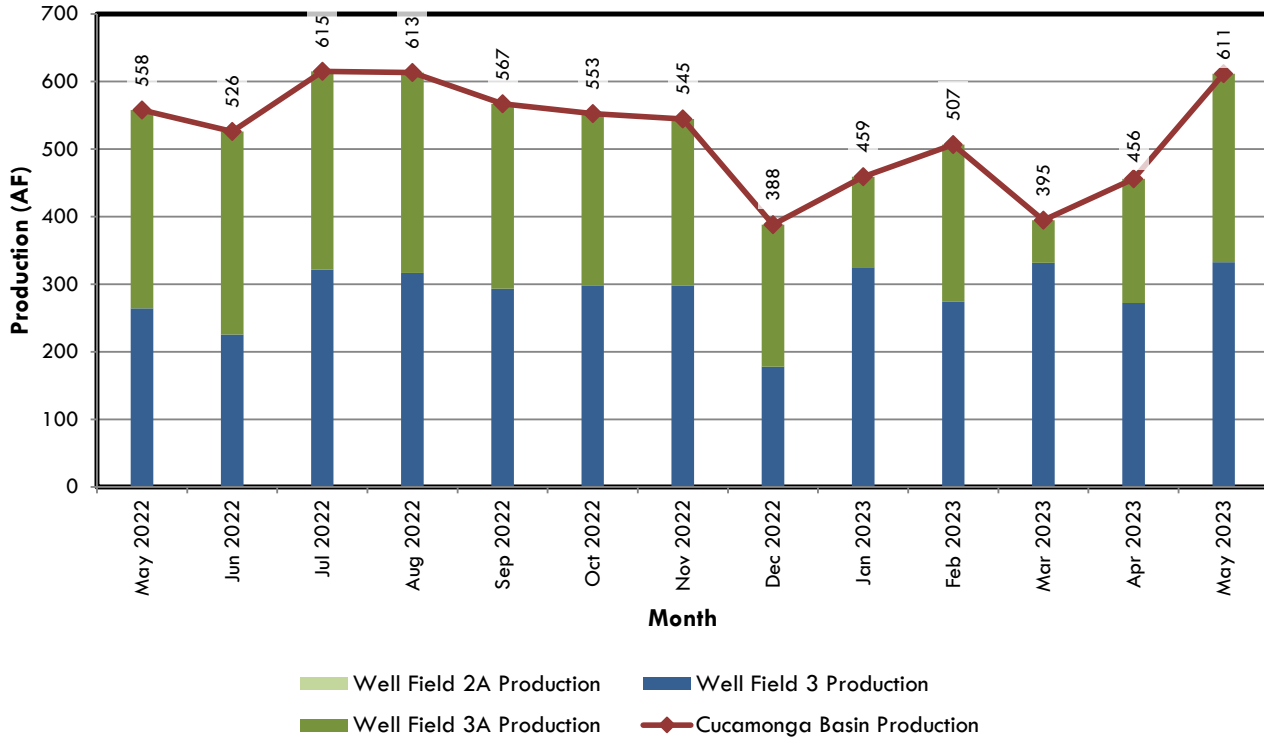


Imported Water	Water Production (AF)				Previous Year
	May 2023	12-mo	YTD	FYTD	May 2022
CB7 (RNWTP)	0.000	0.000	0.000	0.000	94.664
CB16 (LWMWTP)	970.751	13,421.640	2,953.311	12,519.204	536.663
Total Production	970.751	13,421.640	2,953.311	12,519.204	631.327

Note: MWD Tier calculation is based on calendar year which begins on January 1st

**CUCAMONGA VALLEY WATER DISTRICT
MONTHLY WATER PRODUCTION REPORT
FOR MAY 2023**

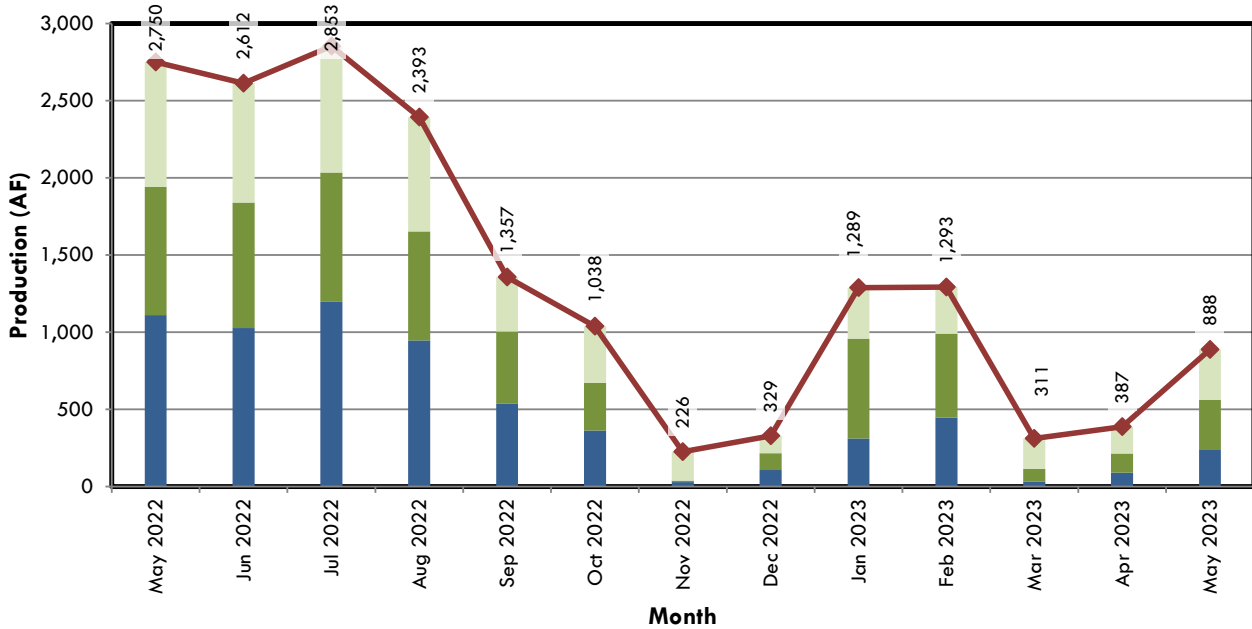
CUCAMONGA BASIN WELL WATER PRODUCTION



Well	Address	Well Field	Water Production (AF)				Static Water Depth (ft)	
			May 2023	12-mo	YTD	FYTD	May 2023	3-yr Avg
8	8587 Baseline Road	2A	0.000	0.000	0.000	0.000	NA	-232
10	7473 Alta Cuesta Drive	2A	0.000	0.000	0.000	0.000	-261	-249
11	8358 Red Hill Country Club	2A	0.000	0.000	0.000	0.000	-230	-219
12	8553 Baseline Road	2A	0.000	0.000	0.000	0.000	-285	-272
13	9598 Banyan Street	3	49.650	554.310	245.360	512.750	-476	-454
15	6497 Amethyst Avenue	3	0.000	0.000	0.000	0.000	-413	-388
16	6411 Sapphire Street	3A	0.000	0.000	0.000	0.000	-500	-486
17	6410 Hellman Avenue	3	0.050	669.220	156.160	593.380	-402	-407
19	8268 19th Street	3A	0.000	15.420	0.060	1.070	-437	-418
20	8475 La Grande Street	2A	0.000	0.000	0.000	0.000	-326	-321
21	8311 19th Street	3A	0.000	0.000	0.000	0.000	NA	NA
22	7322 Alta Cuesta Drive	2A	0.000	0.000	0.000	0.000	NA	-264
23	6611 Amethyst Avenue	3	66.890	672.390	315.050	672.390	-409	-371
24	8248 19th Street	3A	278.530	2,751.820	891.660	2,465.610	-465	-448
26	6191 Amethyst Avenue	3	0.000	0.000	0.000	0.000	NA	-423
31	9511 Highland Avenue	3	93.930	1,208.500	471.230	1,100.250	-410	-376
33	6605 Hellman Avenue	3	0.000	0.000	0.000	0.000	-371	-362
34	1799 Eastgate Avenue	3A	0.000	0.000	0.000	0.000	-371	-359
49	6191 Amethyst Avenue	3	122.350	363.300	348.290	363.300	-474	-450
Total Production/Average Depth			611.400	6,234.960	2,427.810	5,708.750	-389	-361
Well Field 2A			0.000	0.000	0.000	0.000	-276	-259
Well Field 3A			278.530	2,767.240	891.720	2,466.680	-443	-428
Well Field 3			332.870	3,467.720	1,536.090	3,242.070	-422	-404

**CUCAMONGA VALLEY WATER DISTRICT
MONTHLY WATER PRODUCTION REPORT
FOR MAY 2023**

CHINO BASIN WELL WATER PRODUCTION

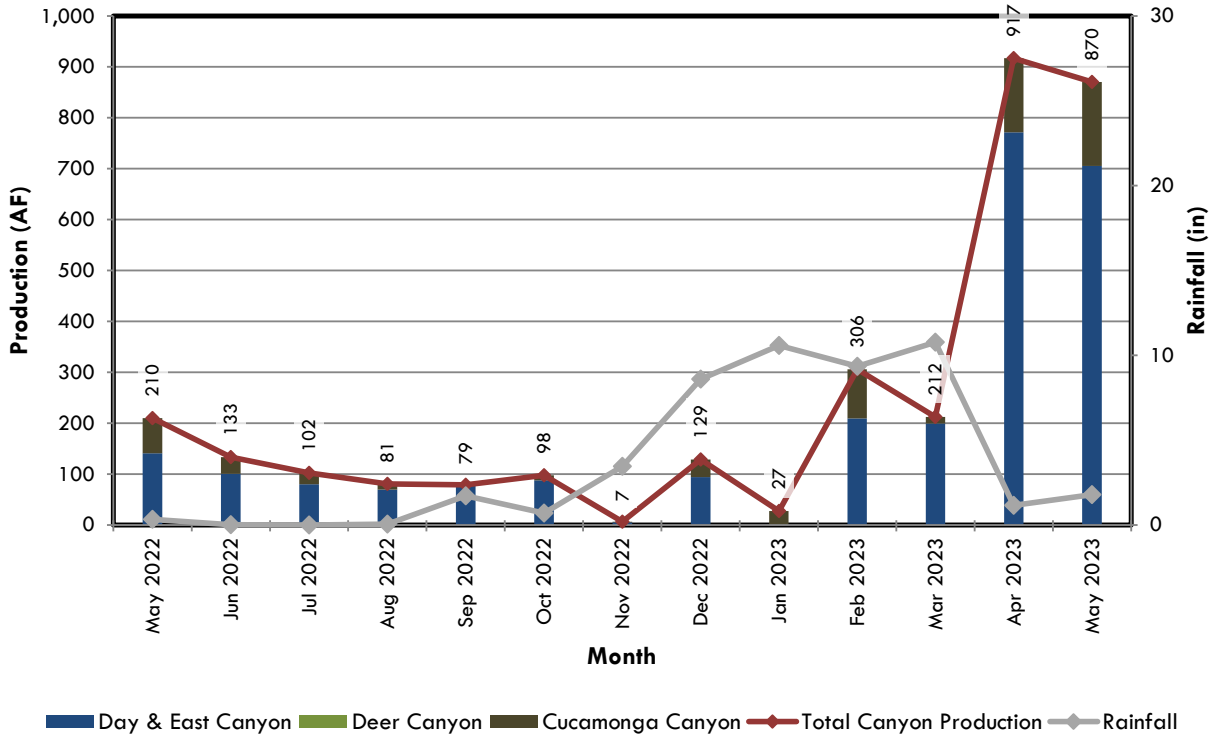


Well Field 1 Production Well Field 1B Production Well Field 1C Production Chino Basin Production

Well	Address	Well Field	Water Production (AF)				Static Water Depth (ft)	
			May 2023	12-mo	YTD	FYTD	May 2023	3-yr Avg
1	9745 7th Street	1	54.750	796.070	155.160	633.780	-446	-480
3	10085 6th Street	1	0.000	0.000	0.000	0.000	NA	-448
4	9029 Archibald Avenue	1	0.660	291.700	4.130	129.410	-451	-481
5	9085 Hermosa Avenue	1	181.280	2,040.540	773.300	1,798.310	-449	-473
30	9029 Archibald Avenue	1	0.000	1,062.860	161.400	896.180	NA	NA
38	9029 Archibald Avenue	1	1.190	1,134.670	23.520	841.290	-450	-486
39	7420 East Avenue	1C	43.420	1,257.340	137.720	1,007.650	-591	-599
40	7420 East Avenue	1C	1.290	601.270	2.530	399.780	-589	-597
41	7th & Cleveland	1B	0.240	1,394.280	256.410	1,071.530	-455	-472
42	7th & Cleveland	1B	0.460	1,625.930	444.560	1,289.800	-457	-476
43	13226 Foothill Boulevard	1C	281.210	2,808.750	1,178.520	2,488.010	-514	-518
46	13226 Foothill Boulevard	1B	322.560	1,955.260	1,022.220	1,800.450	-430	-459
48	7602 W. Liberty PKWY.	1C	1.130	8.500	8.500	8.500	-560	-558
Total Production/Average Depth			888.190	14,977.170	4,167.970	12,364.690	-490	-504
Well Field 1			237.880	5,325.840	1,117.510	4,298.970	-449	-474
Well Field 1B			323.260	4,975.470	1,723.190	4,161.780	-447	-469
Well Field 1C			327.050	4,675.860	1,327.270	3,903.940	-564	-568

CUCAMONGA VALLEY WATER DISTRICT MONTHLY WATER PRODUCTION REPORT FOR MAY 2023

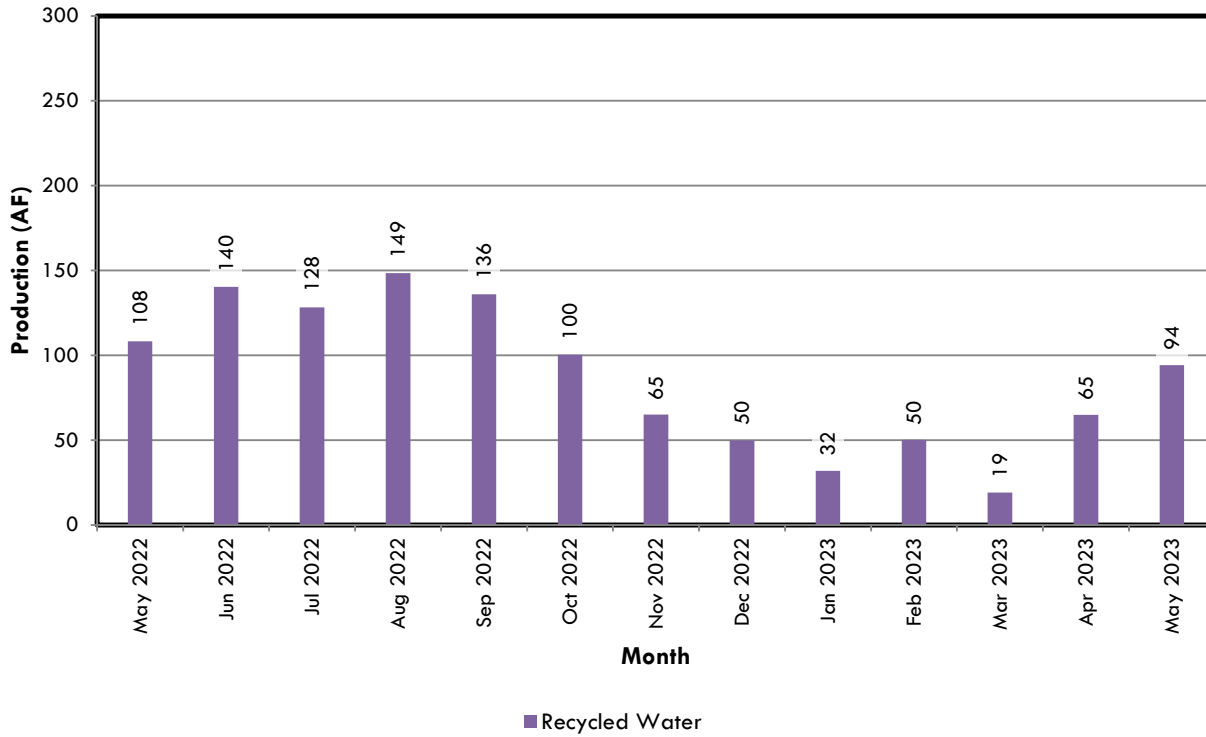
CANYON WATER PRODUCTION



Source	Water Production (AF)				Previous Year
	May 2023	12-mo	YTD	FYTD	May 2022
Cucamonga Canyon (AHBWTP)	164.831	559.179	447.629	526.838	69.235
Deer Canyon (Res 8B)	0.000	0.000	0.000	0.000	0.000
Day & East Canyon (LWMWTP)	705.410	2,401.350	1,885.360	2,300.580	141.006
	870.241	2,960.529	2,332.989	2,827.418	210.241
Rainfall (in)	1.8	48.2	33.7	48.2	0.3

**CUCAMONGA VALLEY WATER DISTRICT
MONTHLY WATER PRODUCTION REPORT
FOR MAY 2023**

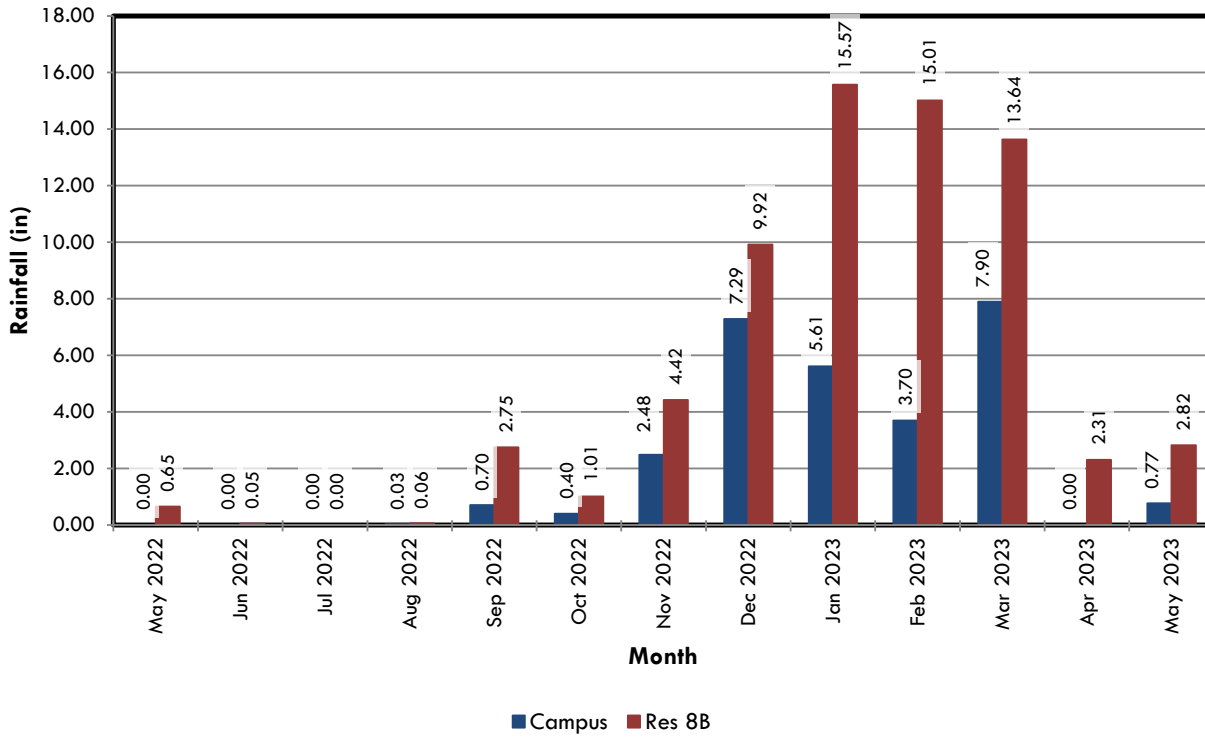
RECYCLED WATER PRODUCTION



Source	Water Production (AF)				Previous Year
	May 2023	12-mo	YTD	FYTD	May 2022
Recycled Water	94.210	1,028.679	260.219	888.359	108.340

**CUCAMONGA VALLEY WATER DISTRICT
MONTHLY WATER PRODUCTION REPORT
FOR MAY 2023**

RAINFALL SUMMARY



Rainfall Station	Rainfall (in)				Previous Year
	May 2023	12-mo	YTD	FYTD	May 2022
District Office	0.77	28.88	17.98	28.88	0.00
Deer Canyon (Res 8B)	2.82	67.56	49.35	67.51	0.65
Average Rainfall	1.80	48.22	33.67	48.20	0.33

STAFF REPORT

Date: July 11, 2023

To: Board of Directors
From: John Bosler, General Manager/CEO
Agenda Title: **Approve Purchase Orders for Water Treatment Chemicals for Fiscal Year 2024 - Quarter I**

Purpose

Staff is requesting the Board of Directors approve four separate purchase orders to procure water treatment chemicals for Fiscal Year 2024 – Quarter I.

Background/Analysis

Conventional water treatment processes require several chemicals for the purposes of coagulation, disinfection, and corrosion control. The District's water treatment facilities primarily utilize ferric chloride, cationic polymer, sodium hypochlorite, and sodium hydroxide to achieve required plant performance objectives. The volumes of chemical required to operate the District's water treatment facilities are calculated quarterly based on estimated water production, chemical dosages, and water quality characteristics.

The chemical commodity market is volatile; therefore staff has determined that solicitation of quarterly price quotes currently provides the most value to the District as it allows operations and water supply strategies to remain flexible and avoids the inherent inflation of longer-term contract pricing. In addition, the chemical market is somewhat unique in that the number of suppliers in each category is limited; consequently the quantity of competitive price quotations may be limited to fewer than three responses, or require a sole-source, depending on the particular chemical.

In June 2023 staff requested unit-cost quotations from the regional suppliers of the chemicals required to operate the District's water treatment facilities including ferric chloride, cationic polymer, sodium hypochlorite, and sodium hydroxide. Two responses were received for ferric chloride and California Water Technologies was determined to be the lowest responsive, responsible bidder at \$1,130.00 per dry ton. Two responses were received for sodium hypochlorite and Univar Solutions USA Inc. was determined to be the lowest responsive, responsible bidder at \$2.30 per gallon. Three responses were received for sodium hydroxide and Northstar Chemical was determined to be the lowest responsive, responsible bidder at \$684.00 per dry ton. One response was received for cationic polymer as Polydyne Inc. is the sole manufacturer and distributor of the polymer utilized by the District; accordingly, polymer is exempt from the competitive bidding process.

Based on the unit costs and estimated chemical volumes required, the following table summarizes the recommended purchase order amounts for each chemical for the first quarter of fiscal year 2024:

Vendor	Chemical	Purchase Order Amount
California Water Technologies	Ferric Chloride	\$ 181,800.00
Univar Solutions USA Inc.	Sodium Hypochlorite (12.5%)	\$ 140,500.00
Northstar Chemical	Sodium Hydroxide (50%)	\$ 109,204.00
Polydyne Inc.	Cationic Polymer	\$ 129,400.00

Alignment with Strategic Goals

Ensuring the reliable uninterrupted service of critical water treatment and production facilities is vital to the District’s core mission of providing high quality, safe and reliable water and *Service Beyond Expectation*.

Fiscal Impact

Chemical purchases are funded in the approved Fiscal Year 2023-2024 Operating and Capital Improvement Budget.

Recommendation

Staff recommends the Board of Directors approve purchase orders to California Water Technologies in the amount of \$181,800, Univar Solutions USA Inc. in the amount of \$140,500, Northstar Chemical in the amount of \$109,204, and Polydyne Inc. in the amount of \$129,400 for Fiscal Year 2024 – Quarter I.

- Attachments:**
- Quotation Summary: Ferric Chloride – June 14, 2023
 - Quotation Summary: Sodium Hypochlorite – June 26, 2023
 - Quotation Summary: Sodium Hydroxide – June 26, 2023
 - Quotation Summary: Cationic Polymer – June 8, 2023

Submitted by: Rob Hills, Director of Operations
Prepared By: Michael Maestas, Operations Manager (Water Treatment Plant)



Service Beyond Expectation

Bids Received 6/14/2023

2024 Q1 Ferric Chloride Quotation Summary

Number	Vendor	Unit Cost (\$/Dry Ton)	Total (Estimated) Cost
1	California Water Technologies	\$ 1,130.00	\$ 181,800.00
2	Kemira	\$ 1,190.00	\$ 191,400.00



Service Beyond Expectation

Bids Received 6/26/2023

2024 Q1 Sodium Hypochlorite Quotation Summary

Number	Vendor	Unit Cost (\$/Gallon)	Total (Estimated) Cost
1	Univar Solutions USA Inc.	\$ 2.30	\$ 140,500.00
2	Brenntag Pacific, Inc	\$ 2.98	\$ 181,300.00



Service Beyond Expectation

Bids Received 6/26/2023

2024 Q1 Sodium Hydroxide Quotation Summary

Number	Vendor	Unit Cost (\$/Dry Ton)	Total (Estimated) Cost
1	Northstar Chemical	\$ 684.00	\$ 109,204.00
2	Brenntag Pacific, Inc	\$ 745.00	\$ 118,720.00
3	Univar Solutions USA Inc.	\$ 760.00	\$ 121,060.00



Service Beyond Expectation

Bids Received 6/08/2023

2024 Q1 Cationic Polymer Quotation Summary

Number	Vendor	Unit Cost (\$/Pound)	Total (Estimated) Cost
1	Polydyne Inc.	\$ 0.94	\$ 129,400.00

WATER RESOURCES COMMITTEE NOTES

June 20, 2023

Attendees:

Committee Members:	Jim Curatalo (Chair) and Mark Gibboney
Staff Members:	John Bosler, Eduardo Espinoza, Chad Brantley, Rob Hills, Taya Victorino, Amanda Coker, Jiwon Seung
Members of the Public:	None

Call to Order: 4:31 p.m.

Public Comment: None

Additions/Deletions to Agenda: None

I. Cucamonga Basin Hydrogeologic Report

- Staff updated the committee on the Cucamonga Basin. In March 2022, the Cucamonga Basin Parties (CVWD, West End Consolidated Water Company, and San Antonio Water Company) signed a Terms of Reference to collaborate on mutually beneficial projects. In August 2022, the Parties procured Provost & Pritchard as the hydrogeologic expert for the Cucamonga Basin Hydrogeologic Study (“Project”), which was prompted by the desire to understand the Cucamonga Basin, particularly declining groundwater levels and quality, and update the outdated 1958 Decree.
- Major Project scope items include:
 - Data Management System: This will serve as a central location for Parties to upload, organize, and analyze data for the annual SGMA report and individual Party use.
 - Groundwater Flow Model Development and Calibration: Led by Jim Van de Water (from Thomas Harder & Company), the model builds off a “cutout” of the Chino Valley Model, which is maintained by Chino Basin Watermaster and their engineering consultant, West Yost. Calibration will be complete in July.
 - Data Gap Analysis: Recommendations to close data gaps in the eastern portion of the hydrologic boundary will be documented in a draft technical memorandum, which could inform future projects and provide support for grant applications.
- In August 2023, P&P will hold a workshop with staff to discuss the calculated safe yield and modernization of the 1958 Decree.
- This was an informational item only. There was no action by the committee.

Meeting Adjourned at 5:02 p.m.